

Split System Submittal Data

CS-ME7SD3UA

Multi Split Ducted Indoor Unit

Job Name: _____
 Location: _____
 Engineer: _____
 Submitted to: _____
 Submitted by: _____
 Reference: _____

Approval: _____
 Date: _____
 Construction: _____
 Unit#: _____
 Drawing#: _____

General Data	
Power (V/P/Hz)	230/208/1/60
Circuit Ampacity (A)	15
Fuse Size, Max. (A)	15

Indoor Unit	
Fan type	Sirocco
Motor Type, No. of Poles	Transistor (8-Poles)
No. Speeds	5
RPM (Cool / Heat), High	1230/1230
No. Motors (W)	1/NA
CFM (Qlo/Lo/Me/Hi/SHi) Cooling	328/350/401/465/494
CFM (Qlo/Lo/Me/Hi/SHi) Heating	300/328/390/465/494
Operating Sound-Hi/Lo/ dB-A (Cool)	36/29
Coil Type	Aluminum (Pre Coat)
Fin Type - Pipe Type	Slit Fin
Row x Stage x FPI	3 x 12 x 18
Size (W x H x L)	590 x 282 x 38.1
Tube Size (in.)	NA
Drain Connection Size Inner Dia (in.)	0.63
Refrigerant	R410A
Refrigerant Tubing Connections	
Line Length, Max (ft.)	82'
Elevation Difference, Max (ft.)	49' 2"
Line Size (in. O.D. Discharge)	1/4"
Line Size (in. O.D. Suction)	3/8"
Dimensions (H x W x D)	
Indoor Unit (Uncrated) (in.)	7-7/8 x 29-17/32 x 25-7/32
Weight (lbs.)	
(Indoor) Net	42 lbs

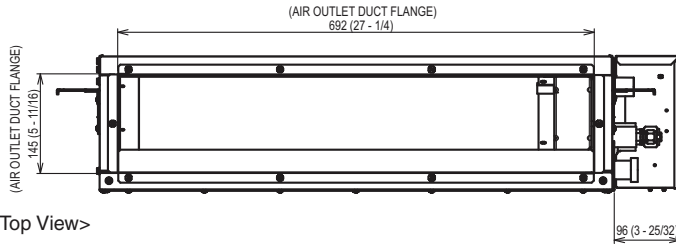


Features	
Controls	Microprocessor
Remote Controller	LCD Wireless Type with receiver included
Wired Remote Controller	Optional
Temperature Control	IC Thermistor
Timer	Single Event Daily ON/OFF TIMER
Quiet mode	Included
High Power mode	Included
Air Louver, Horizontal	N. A.
Air Louver, Vertical	N. A.
Power Failure Automatic Restart	Built-In
Drain Pump	Built-In
Heating/Cooling Automatic Changeover	Built-In
Self-Diagnosis	Built-In
Air Filter	Washable, One-touch

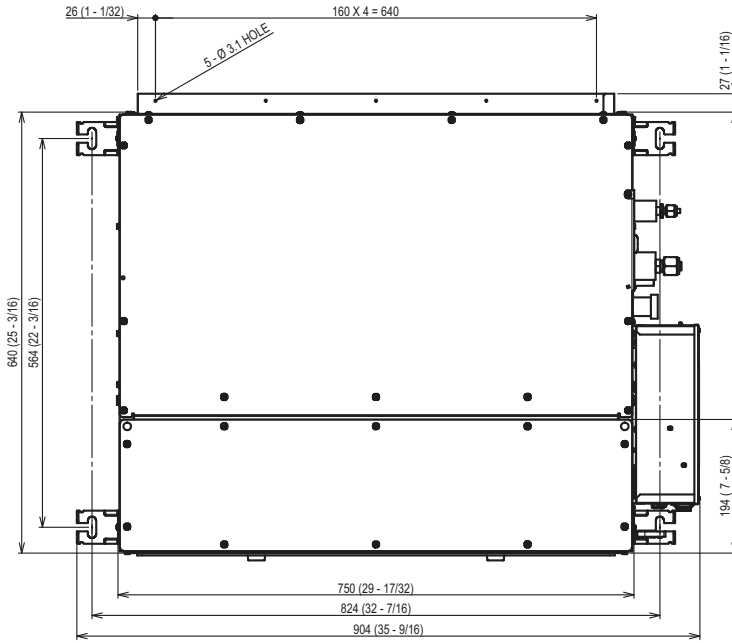
Operating Range	Indoor Air Intake Temp
Cooling (Max)	89.6
Cooling (Min)	60.8
Heating (Max)	86.0
Heating (Min)	60.8

Dimensions

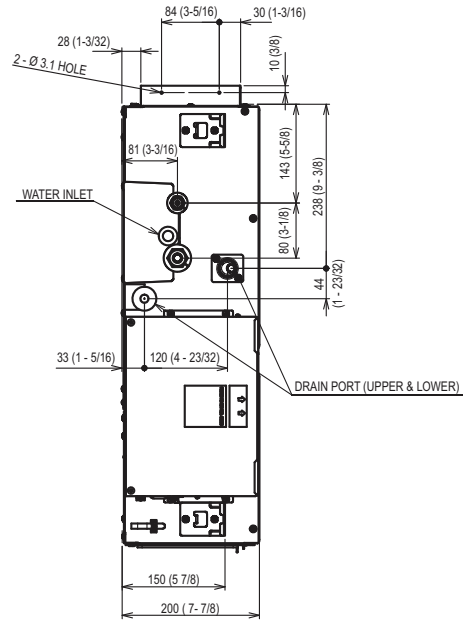
<Front View>



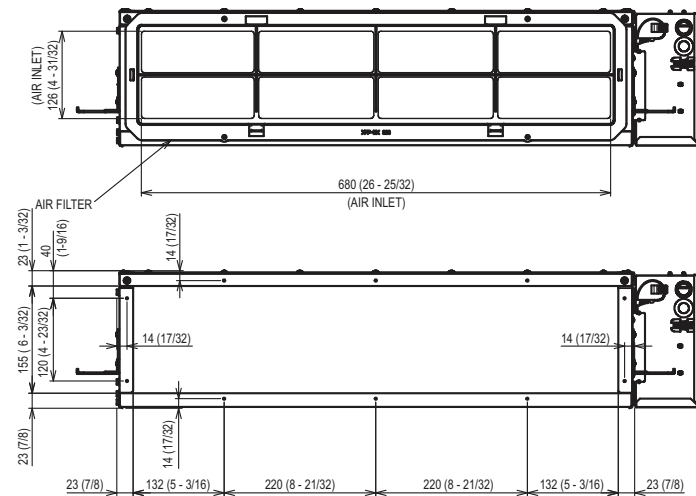
<Top View>



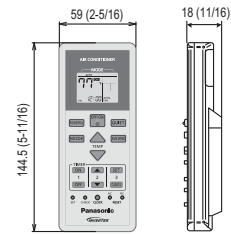
<Side View>



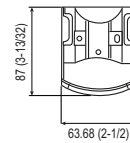
<Back View>



<Remote Control>



<Remote Control Holder>



Unit : mm/inch

