

AeroTherm® Series Heat Pump Water Heater



Photo is of
RE2H50S10

FEATURING:



AeroTherm® Heat Pump Model Features:

- **ENERGY STAR® Qualified**—Meet or exceed requirements for ENERGY STAR® per the latest ENERGY STAR® criteria revision, as well as most utility rebate programs.
- **The AeroTherm® Series Control Panel**—Provides detailed diagnostic information including water heater fault codes, tank codes, need-to-assess codes, and heat pump codes. Additional functions allow you to monitor the status of temperature sensing thermistors and heating components.
 - User-Friendly, Easy to Read Display.**
 - LED's Clearly Indicate the Current Operating Mode.**
 - Display Communicates Current Status, Mode and Set Point, and Displays Error Messages When Applicable.**
- **Operating Modes Offer Flexibility.**
 - Heat Pump (Only) Mode**—Maximizes consumer savings. The most energy-efficient mode as it only utilizes the heat pump.
 - Hybrid Standard Mode**—Maximizes recovery by using both the heat pump and an electrical element simultaneously. This mode consumes the most electricity.
 - Hybrid Plus Mode**—Maximizes recovery by using both the heat pump and an electrical element simultaneously. This mode consumes more electricity compared to Hybrid Mode.
 - Electric (Only) Mode**—Operates like a standard electric water heater, and eliminates the air flow and sound from the heat pump system when preferred (least energy efficient).
 - Vacation Mode**—Adjusts the temperature set point down to 50°F (10°C) for extended periods of time.
- **Vitraglas® Lining with Microban®**—An exclusively engineered enamel formula that provides superior tank protection from the corrosive effects of water; and with Microban® antimicrobial product protection to help prevent the growth of bacteria, mold and mildew on the surface of the tank lining.
- **Packaging Can be Laid on its Back for Transportation Flexibility**—Easy-to-open, protective packaging.
- **Easily Accessible Top Mounted Washable Air Filter**—User is automatically alerted when the air filter needs to be cleaned.
- **Operating Air Temperature Range of 35-120°F (2-49°C) for the Heat Pump**—(Unit operates in Standard/Electric Mode outside of this range).
- **Backup Electric Heating Elements.**
- **Direct Heat Transfer with Immersed Elements**—Transfers heat directly and efficiently to the water. Screw-in style.
- **Insulation System**—2" (51mm) Non-CFC foam insulation covers the sides and top of the tank, reducing heat loss. This results in less energy consumption, improved efficiencies, and jacket rigidity.
- **Water Connections**—3/4" (19mm) NPT factory-installed true dielectric fittings extend water heater life and simplify water line connections.
- **Protective Anode Rod**—Provides added protection against corrosion for long-term, trouble-free service.
- **Low Restrictive Brass Drain Valve**—Durable tamper proof design.
- **Factory-Installed Heat Traps**—Design incorporates a flexible disk that reduces heat loss in piping and eliminates the potential for noise generation.
- **Optional Ducting Kit**—Maximum duct length of 75 feet (23m) combined between inlet and exhaust.
- **T&P Relief Valve**—Installed.
- **Compatible With Bradford White Connect™ Kit**—Turns a Bradford White Water Heater into a smart, connected appliance that can be conveniently controlled from a smart phone or device via an app. Contractor version provides remote diagnostics to installer if granted access by homeowner. Sold separately.
- **Meets Requirements for Tier 2 of Advanced Water Heating Specification (AWHS).**

6 or 10-Year Limited Tank Warranties / 6 or 10-Year Limited Warranty on Component Parts.

For more information on warranty, please visit www.bradfordwhite.com
For products installed in USA, Canada, and Puerto Rico. Some states do not allow limitations on warranties.
See complete copy of the warranty included with the heater.



Microban® antimicrobial product protection helps prevent the growth of bacteria, mold and mildew that may affect the product. The built-in antimicrobial properties do not protect users or others from disease-causing organisms.

AeroTherm® Model

C.E.C. Listed

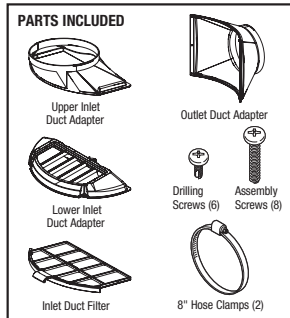
Model Number	Rated Nominal Volume		DOE Rated Storage Volume Gal.	First Hour Rating Gal.	Uniform Energy Factor	Recovery at 90°F Rise*				A Floor to Top of Heater in.	B Jacket Dia. in.	C Floor to Water Conn. in.	D C/L of Water Conn. in.	E Floor to T&P Conn. in.	F Floor to Condensate Conn. in.	G Water Conn. Size NPT in.	Approx. Shipping Weight lbs.
	U.S. Gal.	Imp. Gal.				U.S. GPH		Imp. GPH									
						Compressor Only	Compressor +Element	Compressor Only	Compressor +Element								
★ RE2H50S10	50	42	45	65	3.44	6	24	5	20	59 3/16	21 3/4	60 3/4	8	38 7/8	46 13/16	3/4	195
★ RE2H65T10	65	54	65	79	3.64	6	24	5	20	63 3/4	25	65 1/2	8	42 7/8	51 3/8	3/4	236
★ RE2H80T10	80	67	75	88	3.59	6	24	5	20	70 13/16	25	73 1/2	8	50 9/8	58 11/16	3/4	259

Model Number	Rated Nominal Volume		DOE Rated Storage Volume Liters	First Hour Rating Liters	Uniform Energy Factor	Recovery at 50°C Rise*		A Floor to Top of Heater mm.	B Jacket Dia. mm.	C Floor to Water Conn. mm.	D C/L of Water Conn. mm.	E Floor to T&P Conn. mm.	F Floor to Condensate Conn. mm.	G Water Conn. Size NPT mm.	Approx. Shipping Weight kg.
	Liters	Liters				Liters/Hour									
						Compressor Only	Compressor +Element								
★ RE2H50S10	189	170	246	3.44	23	91	1503	552	1543	203	987	1189	19	88	
★ RE2H65T10	246	246	299	3.64	23	91	1619	635	1664	203	1216	1305	19	107	
★ RE2H80T10	303	284	333	3.59	23	91	1799	635	1867	203	1280	1491	19	117	

* Based on Hybrid Standard Mode with 67.5°F ambient temperature and 50% relative humidity (RH). For 6 year models, change suffix from "10" to "6". Uniform Energy Factor and First Hour Rating is based on the latest AHRI directory listings.

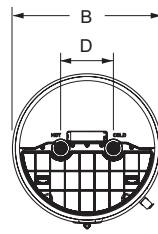
★ = ENERGY STAR® Qualified.

Optional Ducting Kit: Part No. 415-52820-00

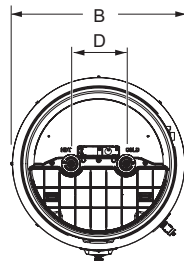
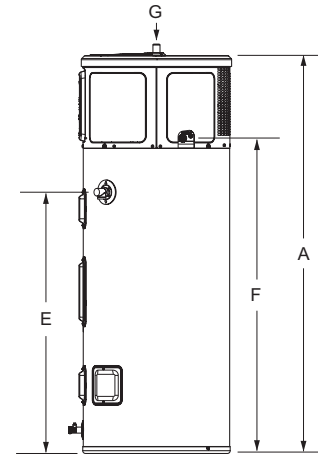
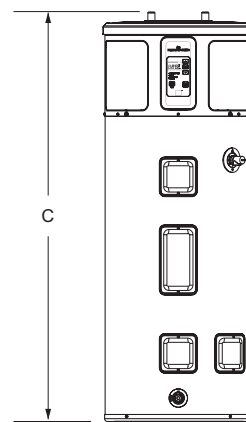


Kit installation also requires - 8" (203mm) insulated flexible ducting, ducting support hangers and exterior wall vents for inlet & outlet. Additional clearances required for ducting, refer to ducting kit instructions.

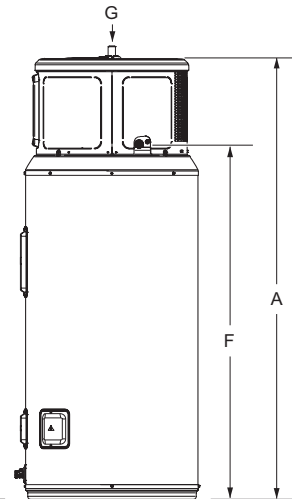
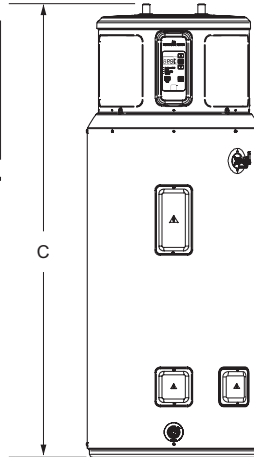
Optional Bradford White Connect™ Kit: Part No. 415-54067-00



RE2H50S10



RE2H65T10
RE2H80T10



General

Meets NAECA Requirements. All models are UL® listed. These heaters are wired inter-locking (Non-Simultaneous, Single Phase) 240V with 4000W upper element and 4000W lower element. All water connections are 3/4" (19mm) NPT and electrical connections are 1/2" (13mm) NPT. All models certified at 300 PSI test pressure (2068 kPa) and 150 PSI working pressure (1034 kPa). **Dimensions and specifications subject to change without notice in accordance with our policy of continuous product improvement. Suitable for Water (Potable) Heating.** Toxic chemicals, such as those used for boiler treatment, shall NEVER be introduced into this system. This unit may NEVER be connected to any existing heating system or component(s) previously used with a non-potable water heating appliance.

— BRADFORD WHITE IS —



Sales: 800-523-2931 • Fax 215-641-1612

24/7 Technical Support: 800-334-3393 • Email techserv@bradfordwhite.com

Products made by Bradford White are manufactured in the United States using the finest raw materials and components from around the world.

Built to be the Best